

# PH 3½-2½ FLOOR

The fixture is designed based on the principle of a reflective three-shade system, which directs the majority of the light downwards. The shades are made of mouth-blown opal three-layer glass, which is glossy on top and sandblasted matt on the underside, giving a soft and diffused light distribution.



## Poul Henningsen

The very influential Danish designer, architect, writer, and cultural critic, Poul Henningsen (1894-1967), has had a huge impact on Danish thinking and design. His legacy is an integrated part of Louis Poulsen's endeavor to shape light.



## Product info

### Environmental Product Specification

This product is compliant with the requirements contained in the European Directives, RoHS Directive 2011/65 and 2015/863. This product is designed so that 100% of the product can be disassembled and reused.

### Mounting

2.5 m. Cord with plug. On/off foot switch provided.

### Finish

Brass metallised, black metallised or high lustre chrome plated. White opal glass.

### Materials

Shades: Mouth-blown white opal glass. Top plate and base: Brass metallised, black metallised or high lustre chrome plated, spun brass. Stem: Brass metallised, black metallised or high lustre chrome plated, steel.

### Sizes and weights

Width x Height x Length (mm) | 330 x 1300 x 330 Max 7.3 kg

### Class

Ingress protection IP20. Electric shock protection II w/o ground.

### Specification notes

The innovation of light sources is ongoing. Consequently we only inform about the max. wattages. On [www.louispoulsen.com](http://www.louispoulsen.com) we update a list of recommendable light sources.

### Light source

1x70W E27



## Related products



PH 3½-2½ Table



PH 3½-2½ Glass Table



PH 3½-3 Glass Pendant



PH 3½-3 Pendant



PH 3½-2½ Aged Brass Floor Lamp

## Product variants

Colour	Cable type	Light source
● Black metallised	Black cord	1x70W E27
● Brass metallised	White cord	
● High lustre chrome plated		

# Product description

Portable fixture.

Terse and iconic design.

The size of the three shades is adjusted for optimum performance and comfort.

Interior surfaces of glass shades sandblasted to diffuse light.

Member of a family products of various sizes and type.

---

## Mounting

Portable fixture plugs into standard wall outlet.

---

## Light description

The fixture emits glare free, comfortable light.

---

## Design

Poul Henningsen

---

## Material

Shades: mouth blown white glass, 1.5 mm (0.06") thick.

Struts: chrome plated steel.

Base: steel with chrome-plated brass cover.

Stem: extruded steel, chrome plated, 1.5 mm (0.06") thick.

Switch: on/off, phenolic, on cord.

Socket: Porcelain, medium base for A-19, frosted envelope lamps.

---

## Weight

Min: 6.785 kg Max: 7.285 kg

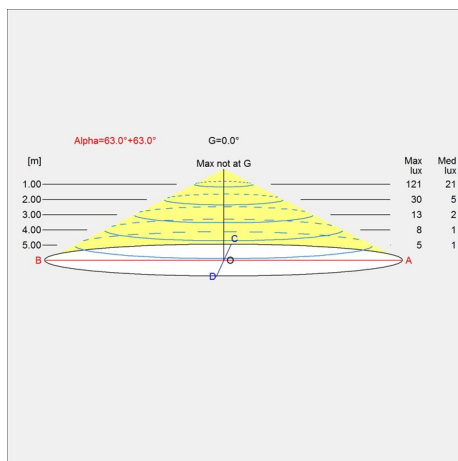
---

## Finish

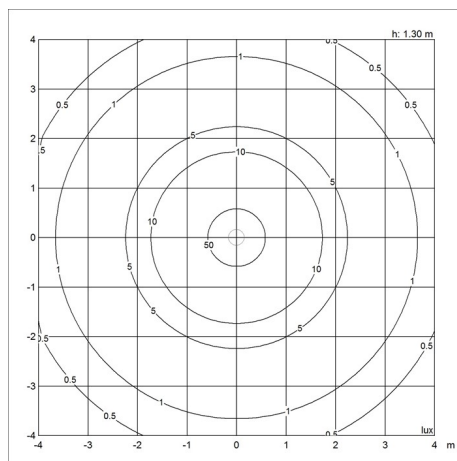
Black metallised, Brass metallised, High lustre chrome plated

# Light distribution diagrams

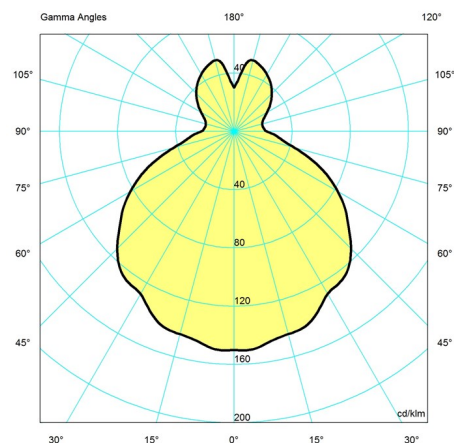
## Cartesian



## Isolux



## Polar



## Spare parts & accessories

### Product

Finger screw SS M3X12 (3pcs) lower  
Finger screw brass raw M3X12 (3pcs) lower  
PH 3½-2½ Opal glass middle shade  
PH 3½-2½ Opal glass lower shade  
PH 3½-2½ Opal glass top shade  
PH 3½-2½ copper screws middle shade 3 pcs  
PH 3½-2½ copper screws lower shade 3 pcs  
Black foot switch  
White foot switch

### Variant number

5744610528  
5744611284  
5744162241  
5744162254  
5744162267  
5744164346  
5744164359  
5717000000  
5717000013